

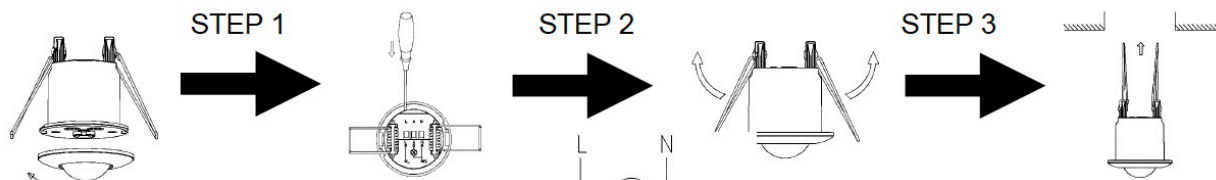
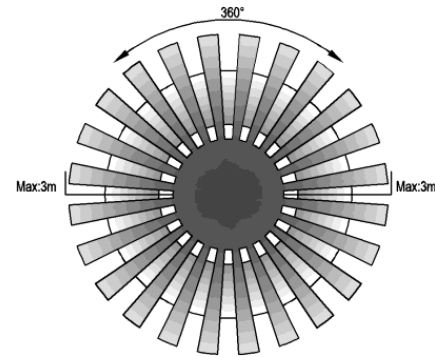
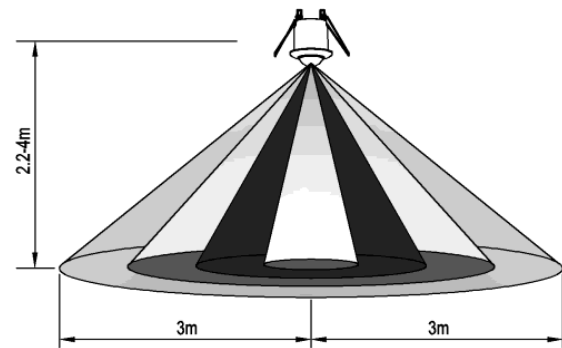


TLI-MS01

INFRARED MOTION SENSOR

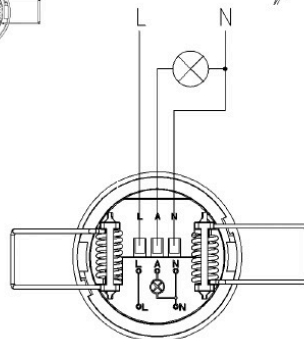
SPECIFICATION

Power Source	220-240V/AC
Power Frequency	50/60Hz
Ambient Light	<3-2000LUX (adjustable)
Time Delay	Min.10sec±3sec Max.15min±2min
Rated Load	Max.800W 400W
Detection Range	3m
Detection Distance	6m max(<24 °C)
Working Temperature	-20~+40°C
Working Humidity	<93%RH
Power Consumption	approx 0.5W
Installation Height	2.2-4m
Detection Moving Speed	0.6-1.5m/s
Ingress Protection (IP Rating)	IP20



CONNECTION-WIRE DIAGRAM:

(See the right figure)



DATA SHEET

CODE	INPUT VOLTAGE	DIMENSION	Installation Height	Detection Distance	Moving Speed
TLI-MS01	AC220-240V	Ø50 x 66.5 mm	2.2-4m	6m max(<24 °C)	0.6-1.5m/s